

## Coupling relay - PSR-SCP- 24UC/URM/5X1/1X2 - 2981952

Please be informed that the data shown in this PDF Document is generated from our Online Catalog. Please find the complete data in the user's documentation. Our General Terms of Use for Downloads are valid (<http://phoenixcontact.com/download>)




Safe coupling relay with force-guided contacts, 5 N/O contacts, 1 N/C contact, plug-in screw terminal block, width: 22.5 mm

### Your advantages

- ✓ Suitable up to category 1, PL c (EN ISO 13849-1), SILCL 1 (EN 62061), SIL 1 (IEC 61508)
- ✓ Safe readback due to force-guided signal contact in accordance with EN 50205
- ✓ Easy proof test according to IEC 61508 thanks to integrated signal contact
- ✓ One or two-channel activation
- ✓ 5 enabling current paths, 1 confirmation current path



### Key Commercial Data

Packing unit	1 pc
GTIN	 4 046356 343343
GTIN	4046356343343
Weight per Piece (excluding packing)	200.000 g
Custom tariff number	85364900
Country of origin	Germany

### Technical data

#### Note

Utilization restriction	EMC: class A product, see manufacturer's declaration in the download area
-------------------------	---

#### Dimensions

Width	22.5 mm
-------	---------

# Coupling relay - PSR-SCP- 24UC/URM/5X1/1X2 - 2981952

## Technical data

### Dimensions

Height	114.5 mm
Depth	99 mm

### Ambient conditions

Ambient temperature (operation)	-20 °C ... 55 °C
Ambient temperature (storage/transport)	-40 °C ... 70 °C
Max. permissible relative humidity (operation)	75 % (on average, 85% infrequently, non-condensing)
Max. permissible humidity (storage/transport)	75 % (on average, 85% infrequently, non-condensing)
Maximum altitude	max. 2000 m (Above sea level)

### Input data

Rated control circuit supply voltage $U_s$	24 V AC/DC -15 % / +10 %
Rated control supply current $I_s$	typ. 47 mA
Power consumption at $U_s$	typ. 1.2 W
Inrush current	typ. 350 mA DC ( $\Delta t < 1 \mu s$ at $U_s$ )
	typ. 350 mA AC ( $\Delta t = 2$ ms at $U_s$ )
Typ. starting time with $U_s$	typ. 20 ms (when controlled via A1)
Typical release time	typ. 20 ms (when controlled via A1)
Recovery time	< 500 ms
Operating voltage display	1 x green LED
Protective circuit	Surge protection Varistor
Maximum switching frequency	0.5 Hz

### Output data

Contact type	5 enabling current paths
	1 confirmation current path
Contact material	AgSnO <sub>2</sub>
Maximum switching voltage	230 V AC/DC (Observe the load curve)
Minimum switching voltage	5 V AC/DC
Limiting continuous current	6 A (N/O contact)
	6 A (N/C contact)
Maximum inrush current	6 A
Inrush current, minimum	10 mA
Sq. Total current	72 A <sup>2</sup>
Interrupting rating (ohmic load) max.	144 W (N/O contact, 24 V DC, $\tau = 0$ ms)
	288 W (N/O contact, 48 V DC, $\tau = 0$ ms)
	240 W (N/O contact, 60 V DC, $\tau = 0$ ms)
	110 W (N/O contact, 110 V DC, $\tau = 0$ ms)

# Coupling relay - PSR-SCP- 24UC/URM/5X1/1X2 - 2981952

## Technical data

### Output data

	88 W (N/O contact, 220 V DC, $\tau = 0$ ms)
	1380 VA (N/O contact, 230 V AC, $\tau = 0$ ms)
Maximum interrupting rating (inductive load)	42 W (N/O contact, 24 V DC, $\tau = 40$ ms)
	42 W (N/O contact, 48 V DC, $\tau = 40$ ms)
	42 W (N/O contact, 60 V DC, $\tau = 40$ ms)
	42 W (N/O contact, 110 V DC, $\tau = 40$ ms)
	42 W (N/O contact, 220 V DC, $\tau = 40$ ms)
Switching capacity	min. 50 mW
Mechanical service life	10x 10 <sup>6</sup> cycles
Switching capacity (360/h cycles)	4 A (24 V (DC13))
	4 A (250 V (AC15))
Switching capacity according to IEC 60947-5-1	3 A (24 V (DC13))
	3 A (250 V (AC15))
Output fuse	10 A gL/gG (N/O contact)
	4 A gL/gG (N/O contact, for low-demand applications)
	6 A gL/gG (N/C contact)

### General

Relay type	Electromechanical relay with forcibly guided contacts in accordance with EN 50205
Nominal operating mode	100% operating factor
Net weight	144.59 g
Mounting position	vertical or horizontal
Mounting type	DIN rail mounting
Degree of protection	IP20
	IP54
Min. degree of protection of inst. location	IP54
Housing material	PBT
Housing color	yellow

### Connection data

Connection method	Screw connection
pluggable	Yes
Conductor cross section solid min.	0.2 mm <sup>2</sup>
Conductor cross section solid max.	2.5 mm <sup>2</sup>
Conductor cross section flexible min.	0.2 mm <sup>2</sup>
Conductor cross section flexible max.	2.5 mm <sup>2</sup>
Conductor cross section AWG min.	24

## Coupling relay - PSR-SCP- 24UC/URM/5X1/1X2 - 2981952

### Technical data

#### Connection data

Conductor cross section AWG max.	12
Stripping length	7 mm
Screw thread	M3

#### Safety-related characteristic data

Stop category	0
Designation	IEC 61508 - High demand
Safety Integrity Level (SIL)	1
Designation	IEC 61508 - Low demand
Safety Integrity Level (SIL)	1
Designation	EN ISO 13849
Performance level (PL)	c
Category	1
Safety Integrity Level Claim Limit (SIL CL)	1

#### Standards and Regulations

Designation	Air clearances and creepage distances between the power circuits
Standards/regulations	DIN EN 50178
Rated insulation voltage	250 V
	250 V
Rated surge voltage/insulation	4 kV / basic isolation (safe isolation, reinforced isolation and 6 kV between A1/A2, 53/54, 71/72 and 13/14, 23/24, 33/34, 43/44.)
Degree of pollution	2
Overvoltage category	III
Shock	15g (In the event of stress caused by shock, contact reactions are possible for up to 2 ms.)
Vibration (operation)	10 Hz ... 150 Hz, 2g (In the event of stress caused by vibration, contact reactions are possible for up to 1 ms.)
Conformance	CE-compliant

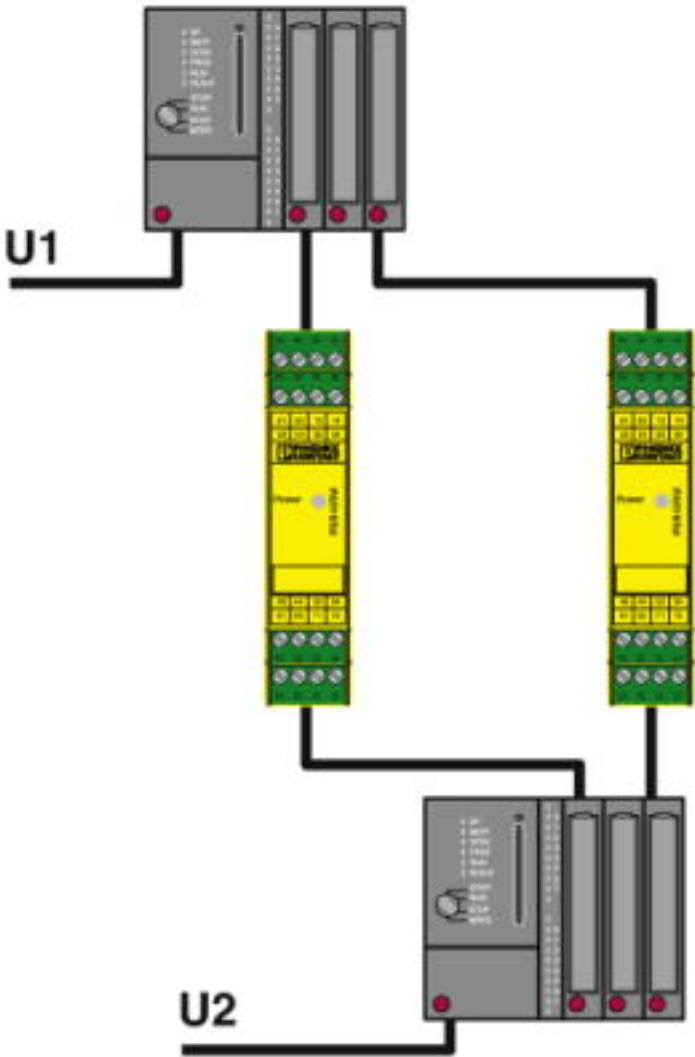
#### Environmental Product Compliance

	Lead 7439-92-1
China RoHS	Environmentally Friendly Use Period = 50
	For details about hazardous substances go to tab "Downloads", Category "Manufacturer's declaration"

### Drawings

Coupling relay - PSR-SCP- 24UC/URM/5X1/1X2 - 2981952

Application drawing



Reliable signal exchange between two systems with confirmation function.

Classifications

eCl@ss

eCl@ss 4.0	27371100
eCl@ss 4.1	27371100
eCl@ss 5.0	27371600
eCl@ss 5.1	27371600
eCl@ss 6.0	27371600

## Coupling relay - PSR-SCP- 24UC/URM/5X1/1X2 - 2981952

### Classifications

#### eCl@ss

eCl@ss 7.0	27371601
eCl@ss 8.0	27371601
eCl@ss 9.0	27371601

#### ETIM

ETIM 2.0	EC001449
ETIM 3.0	EC001449
ETIM 4.0	EC001449
ETIM 5.0	EC001437
ETIM 6.0	EC001437
ETIM 7.0	EC001437

#### UNSPSC

UNSPSC 6.01	30211901
UNSPSC 7.0901	39121501
UNSPSC 11	39121501
UNSPSC 12.01	39121501
UNSPSC 13.2	39121501

### Approvals


#### Approvals

#### Approvals

UL Listed / cUL Listed / EAC / EAC / Functional Safety / cULus Listed

#### Ex Approvals




#### Approval details

UL Listed		<a href="http://database.ul.com/cgi-bin/XYV/template/LISEXT/1FRAME/index.htm">http://database.ul.com/cgi-bin/XYV/template/LISEXT/1FRAME/index.htm</a>	FILE E 140324
-----------	---	---	---------------

cUL Listed		<a href="http://database.ul.com/cgi-bin/XYV/template/LISEXT/1FRAME/index.htm">http://database.ul.com/cgi-bin/XYV/template/LISEXT/1FRAME/index.htm</a>	FILE E 140324
------------	---	---	---------------

## Coupling relay - PSR-SCP- 24UC/URM/5X1/1X2 - 2981952

### Approvals

EAC		EAC-Zulassung
EAC		RU C- DE.A*30.B.01082
Functional Safety		44-780-15124312
cULus Listed	